



PewResearchCenter

Internet, Science & Tech

MENU

RESEARCH AREAS

FACT SHEET

JANUARY 12, 2017

Mobile Fact Sheet

MORE FACT SHEETS: [INTERNET/BROADBAND](#) | [SOCIAL MEDIA](#)

Mobile phone ownership over time

Who owns cellphones and smartphones

Ownership of other devices

Smartphone dependency over time

Who is smartphone dependent

Find out more

ely stationary internet of the early 2000s, Americans today are increasingly connected to the nation while “on the go” via smartphones and other mobile devices. Explore the patterns and ed the mobile revolution below.



Mobile phone ownership over time

mericans – 95% – now own a cellphone of some kind. The share of Americans that own smartphones is now 77%, up from just 35% in Pew Research Center’s first survey of smartphone ownership conducted in 2011.

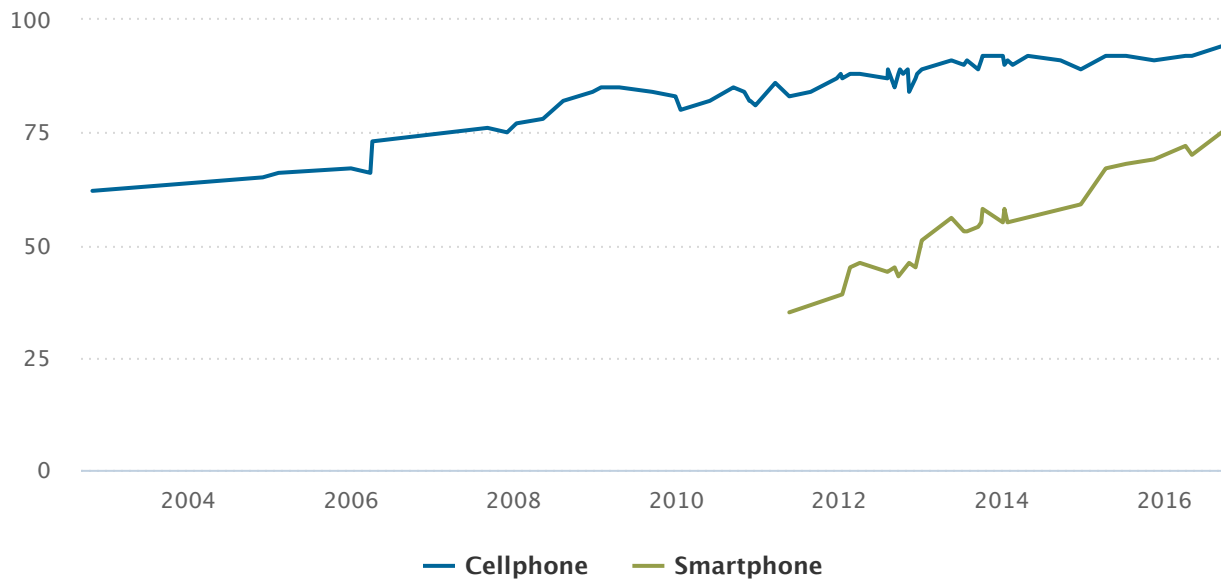
Chart

Data

Share

Embed

% of U.S. adults who own the following devices



Source: Surveys conducted 2002-2016.

PEW RESEARCH CENTER



Who owns cellphones and smartphones

A substantial majority of Americans are cellphone owners across a wide range of demographic groups. By contrast, smartphone ownership exhibits greater variation based on age, household income and educational attainment.

% of U.S. adults who own the following devices

	Any cellphone	Smartphone	Cellphone, but not smartphone
Total	95%	77%	18%
Men	96%	78%	18%
Women	94%	75%	19%

	Any cellphone	Smartphone	Cellphone, but not smartphone
White	94%	77%	17%
Black	94%	72%	23%
Hispanic	98%	75%	23%
Ages 18-29	100%	92%	8%
30-49	99%	88%	11%
50-64	97%	74%	23%
65+	80%	42%	38%
Less than high school graduate	92%	54%	39%
High school graduate	92%	69%	23%
Some college	96%	80%	16%
College graduate	97%	89%	8%
Less than \$30,000	92%	64%	29%
\$30,000-\$49,999	95%	74%	21%
\$50,000-\$74,999	96%	83%	13%
\$75,000+	99%	93%	6%
Urban	95%	77%	17%
Suburban	96%	79%	16%
Rural	94%	67%	27%

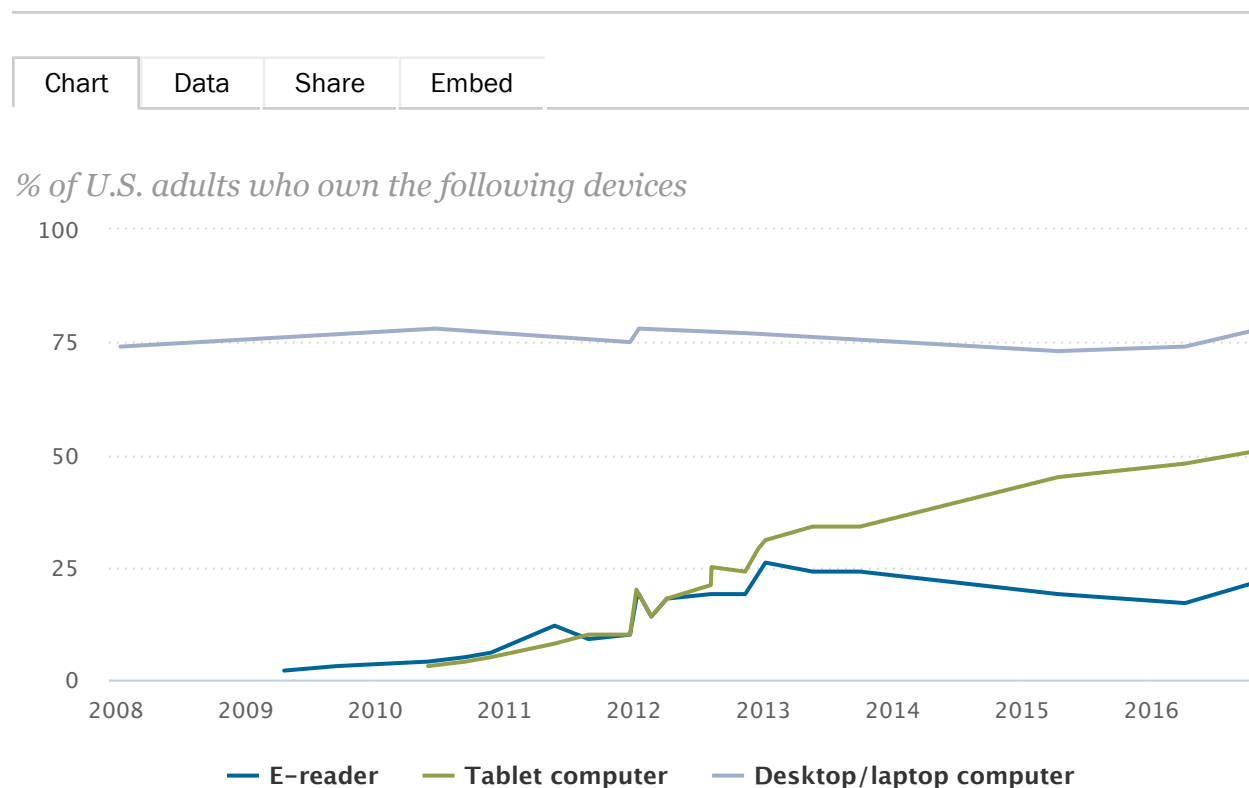
Source: Survey conducted Sept. 29-Nov. 6, 2016.

PEW RESEARCH CENTER



Ownership of other devices

Along with mobile phones, Americans own a range of other information devices. Nearly eight-in-ten U.S. adults now own desktop or laptop computers, while roughly half now own tablet computers and around one-in-five own e-reader devices.



Source: Surveys conducted 2008-2016.

PEW RESEARCH CENTER

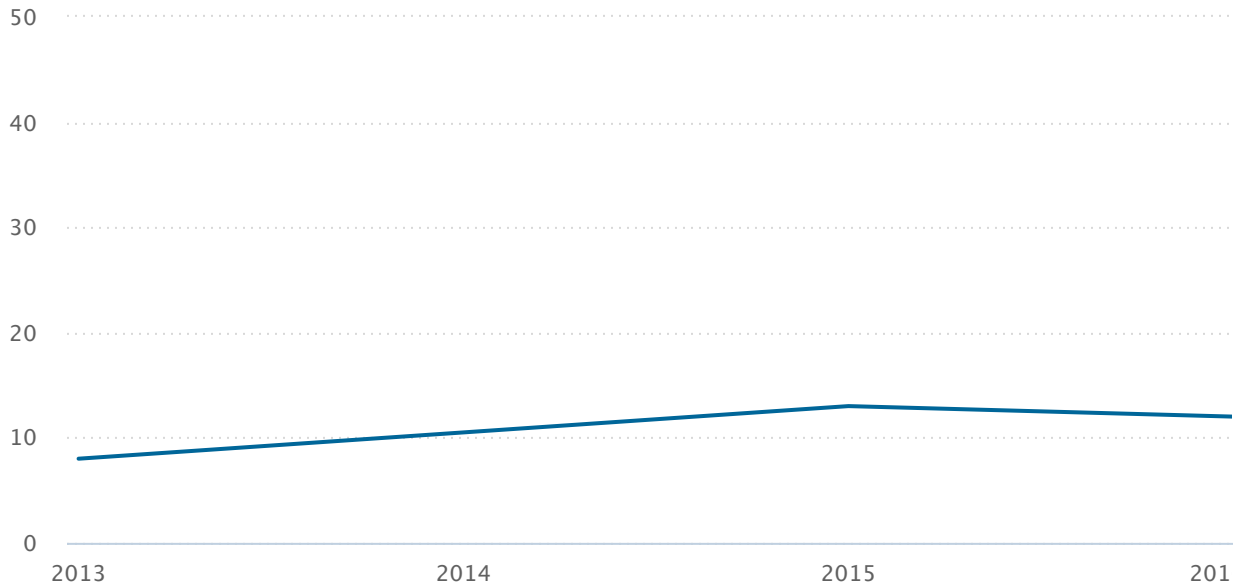


Smartphone dependency over time

As the adoption of traditional broadband service has slowed in recent years, a growing share of Americans now use smartphones as their primary means of online access at home. Today just over one-in-ten American adults are “smartphone-only” internet users – meaning they own a smartphone, but do not have traditional home broadband service.

- Chart
- Data
- Share
- Embed

% of U.S. adults who do not use broadband at home but own smartphones



Source: Surveys conducted 2013-2016. Data for each year based on a pooled analysis of all surveys containing broadband and smartphone questions fielded during that year.

PEW RESEARCH CENTER



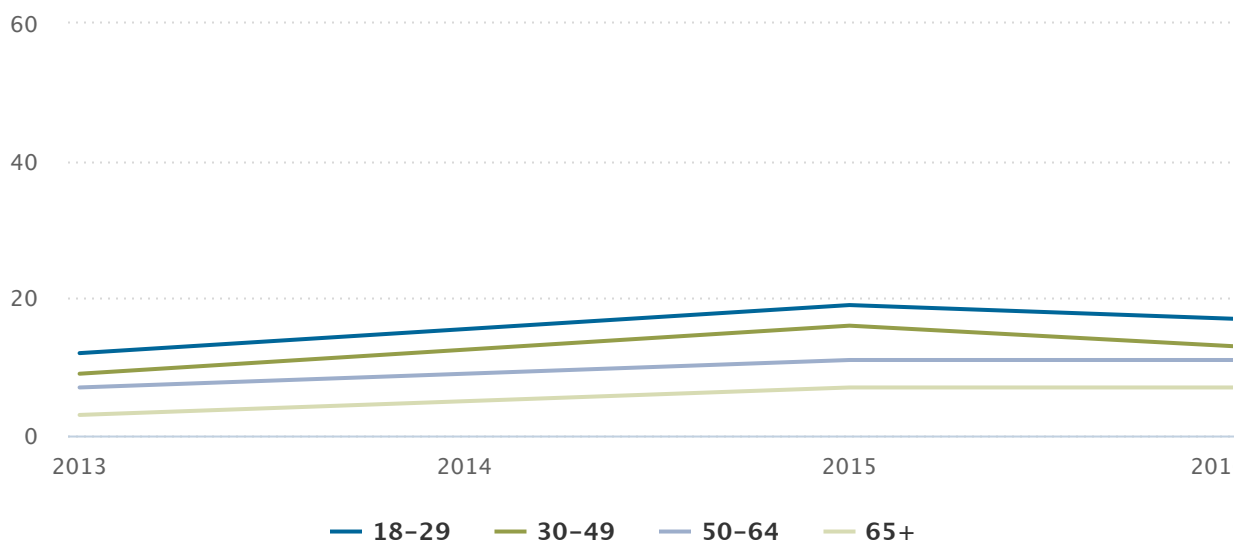
Who is smartphone dependent

Reliance on smartphones for online access is especially common among younger adults, non-whites and lower-income Americans.

- Age**
- Race
- Gender
- Income
- Education
- Community

- Chart
- Data
- Share
- Embed

% of U.S. adults who do not use broadband at home but own smartphones, by age



Source: Surveys conducted 2013-2016. Data for each year based on a pooled analysis of all surveys containing broadband and smartphone questions fielded during that year.

PEW RESEARCH CENTER



Find out more

Find more in-depth explorations of the impact of mobile adoption by following the links below.

[Home Broadband 2015: Barriers to broadband adoption](#) Dec. 21, 2015

[Technology Device Ownership 2015](#) Oct. 29, 2015

[U.S. Smartphone Use in 2015](#) April 1, 2015

[All reports and blog posts related to mobile technology](#)